

Church at Home Pack – 31st October 2021

Join us in church for our 10:30am service on Sunday or watch live at home on

<https://ccwsm.org.uk/service-type/sunday-service-online/>

If you like, join in with the discussion on Facebook with our church family (@ccwsm)!

In some sections we make several suggestions of ideas. Some may be more appropriate to you or the different people in your family or life group than others. We're not expecting you to do all of them (although you are very welcome to!) Choose the ones which best suit you.

Our verse for the year is the same as last year's verse as we think about the difference being with Jesus makes to our lives

When they saw the courage of Peter and John and realized that they were unschooled, ordinary men, they were astonished and they took note that these men had been with Jesus.

Acts 4:13

GATHER TOGETHER

A prayer to start –

Creative God, by your word comes life.

Forgiving God, by your word comes love.

Empowering God, by your word comes freedom.

Speak your word to us now and help us to live lives that glorify you.

Amen.

Action reminder –

From the top of my head

(Touch head)

to the tips of my toes;

(Touch toes)

from the lobes of my ears

(Touch ear lobes)

to the end of my nose;

(Touch nose)

from my back, to my front

(Turn round)

to my wiggly fingers,

(stretch out arms and wiggle fingers)

God loves me!

(jump up and down)


READ TOGETHER

Nehemiah 8:1-8



International Children's Bible (ICB)

8 All the people of Israel gathered together in the square by the Water Gate. They asked Ezra the teacher to bring out the Book of the Teachings of Moses. These are the Teachings the Lord had given to Israel.



² So Ezra the priest brought out the Teachings for the crowd. This was on the first day of the seventh month. Men, women and all who could listen and understand had gathered. ³ Ezra read the Teachings out loud. He read from early morning until noon. He was facing the square by the Water Gate. He read to the men, women and everyone who could listen and understand. All the people listened carefully to the Book of the Teachings.

⁴ Ezra the teacher stood on a high wooden platform. It had been built just for this time. On his right were Mattithiah, Shema, Anaiah, Uriah, Hilkiah and Maaseiah. And on his left were Pedaiah, Mishael, Malkijah, Hashum, Hashbaddanah, Zechariah and Meshullam.


⁵ Ezra opened the book. All the people could see him because he was above them. As he opened it, all the people stood up. ⁶ Ezra praised the Lord, the great God. And all the people held up their hands and said, "Amen! Amen!" Then they bowed down and worshiped the Lord with their faces to the ground.

⁷ These Levites taught the people the Teachings as they stood there: Jeshua, Bani, Sherebiah, Jamin, Akkub, Shabbethai, Hodiah, Maaseiah, Kelita, Azariah, Jozabad, Hanan and Pelaiah. ⁸ They read the Book of the Teachings of God. They read so the people could understand. And they explained what it meant. Then the people understood what was being read.

New International Version (NIV)

8 ¹ all the people came together as one in the square before the Water Gate. They told Ezra the teacher of the Law to bring out the Book of the Law of Moses, which the LORD had commanded for Israel.

² So on the first day of the seventh month Ezra the priest brought the Law before the assembly, which was made up of men and women and all who were able to understand. ³ He read it aloud from daybreak till noon as he faced the square before the Water Gate in the presence of the men, women and others who could understand. And all the people listened attentively to the Book of the Law.




⁴ Ezra the teacher of the Law stood on a high wooden platform built for the occasion. Beside him on his right stood Mattithiah, Shema, Anaiah, Uriah, Hilkiah and Maaseiah; and on his left were Pedaiah, Mishael, Malkijah, Hashum, Hashbaddanah, Zechariah and Meshullam.

⁵ Ezra opened the book. All the people could see him because he was standing above them; and as he opened it, the people all stood up. ⁶ Ezra praised the LORD, the great God; and all the people lifted their hands and responded, “Amen! Amen!” Then they bowed down and worshiped the LORD with their faces to the ground.

⁷ The Levites—Jeshua, Bani, Sherebiah, Jamin, Akkub, Shabbethai, Hodiah, Maaseiah, Kelita, Azariah, Jozabad, Hanan and Pelaiah—instructed the people in the Law while the people were standing there. ⁸ They read from the Book of the Law of God, making it clear^[a] and giving the meaning so that the people understood what was being read.

WATCH TOGETHER



Nehemiah and Ezra – Bible for Kids – Kids Play and Learn:

<https://www.youtube.com/watch?v=Qlad2vUSPco>



Ezra reads the law of God – CYFO SwanBrec -

<https://www.youtube.com/watch?v=Y3Yv4-w5qck>



This video gives an overview of the books of Ezra and Nehemiah which originally were one book in Hebrew

Ezra-Nehemiah – The Bible Project:

<https://www.youtube.com/watch?v=MkETkRv9tG8>



Tribe receive New Testament in their own language for first time – Bible Society:

<https://youtu.be/aq2AzWgRKAk>

TALK TOGETHER

- How do you feel about the Bible? What does it mean to you?
- Can you think of a time when the God has spoken very clearly to you through the Bible?

STUDY TOGETHER

- This week we're introduced to the character of Ezra. Read **Ezra 7:6, 10** and see what you can find out about him.

Read Nehemiah 8:1-8 (you're welcome to have a go at reading all the names in verses 4 and 7 but feel free to skip them if they're too much of a mouthful!)

- Who asked Ezra to read the Book of the Law (v.1)
- Why might they have wanted him to do this?
- How long did Ezra read God's law for (v.3)?
- How did the people listen (v.4-5)?
- What was the people's response to what they heard (v.6)?
- What was the role of the Levites (v.7)?
- Why do you think their role was important?
- Who listened to God's law and responded in worship (v.2-3)?
- Does this have anything to say about us as we gather to hear God's Word on Sundays?

Read Nehemiah 8:9-12

- What was the next response of the people to what they heard (v.9)?
 - Has something you've read in or heard from the Bible ever made you cry?
 - How did the day end (v.12)?
 - Why did they celebrate (v.12)?
 - What reasons do we have for celebrating with the people of God?
-
- Do you think we ever take the Bible for granted? (If you haven't already done so, you might like to watch the video in Watch Together showing how the Kimyal Tribe of Papua New Guinea responded when they received the New Testament in their language for the first time)

PLAY TOGETHER

Follow the instructions...

Ezra read out God's instructions to the people so that they would know the best way to live. The best way for us to live is to follow God's instructions which he gives to us in the Bible.

- Think about what it's like if you are making something and you don't follow the instructions – does it turn out the way it should?

Have a go at some Origami

You will need to follow the instructions carefully; otherwise it won't work!

Here's a couple of videos to watch to get you going... all you will need is some paper.



Easy Origami Butterfly – PPO: <https://youtu.be/cZdO2e8K29o>



Paper Jumping Frog – PPO: <https://youtu.be/NxYNq4sYA5I>

MAKE TOGETHER



Make a 'Bible Reading Space'

If you have room, spend some time making a special place for you to sit with God and read his word each day. Keep your Bible or Bible story books out, have a note pad or paper and pens nearby. Make it comfortable and welcoming.



'Bible Time' Clock




Use a paper plate or draw around a plate to make a circle on some card. This will be your clock face.

Cut out two arrow shapes (one longer than the other) from some coloured card, or colour them in to make them stand out. These are the hands of your clock.

You can add numbers around the edge of your clock and then decorate it with pictures of stories from the Bible. You might like to draw several different stories or just one that is special to you. You might even like to add 12 pictures instead of adding numbers!

Decide on the best time for you to read the Bible each day and fix the hands to the clock at that time. If you have a split pin, you can attach the hands with that so that they can be moved, or just simply glue them in place. Write the words 'Bible Time' on the hands.

Put the clock up on the wall to remind you to have a Bible Time each day.



SING TOGETHER

Your Word – Hillsong Worship: <https://youtu.be/G9NEYy71lcU>

The B I B L E, That's the book for me! – Listener Kids: <https://youtu.be/ahHWtvOmt2E>

Your life will change – Lifetree Kids: <https://youtu.be/0Xukh2FjIlg>

REFLECT TOGETHER

I believe in the Scriptures



Watch this spoken word performance -

<https://youtu.be/EZdzif5uuv4>


What stands out for you? Does this echo your view of the Bible?

If someone asked you, what would you say is your belief about the Bible?

The Word of God protects

As the walls around Jerusalem were rebuilt, God's people had protection against attack from enemies outside. But Nehemiah and Ezra knew that an outside attack was not the only way that they could be in danger. They needed to be reminded of how they were called to live as people of God.

- How do you think that God's Word could provide protection against 'enemy attack' in our lives?
- Are there any particular verses of the Bible that you turn to in times of trouble?
- How do you think that regular reading of the Bible might help you to live as the people of God today?



PRAY TOGETHER

Before reading the Bible

Lord, as I read your word,
please help me to know, love, and understand you better
Help me to apply your word to my life.

Amen

Open my eyes, gracious Lord, as I turn to your word.
I long to know you, to understand life, and to be changed.
Examine me, Lord, by the floodlight of your truth.

Amen

After reading the Bible

May the word I have read, Lord, be planted deeply in my mind and heart.
Help me not to walk away and forget it, but to meditate on it and obey it
and so built my life on the rock of your truth.

Amen

DO TOGETHER

Read God's word!

...Or listen to it with an Audio version... or watch it with an App!

If we don't read it, we can't know what God is saying to us through it, we can't try to understand it or find our place in God's story. We can't know what it means to live as people of God.

There are many ways to access the Bible and many resources to help us understand it and apply it to our lives. **Find something that works for you.**

That might mean:

- setting a regular time to sit and read each day
- finding a time when your family can read and talk together
- listening to an audio version of the Bible
- downloading a Bible App on your phone
- joining a Life Group at church (meeting regularly to read and share with other Christians)
- finding some Bible notes that help you to think about and understand what you are reading

If you or your child struggle to read or just don't enjoy reading – this article from Parenting for Faith has three different videos within it relating to 0-5's, 5-11's, Pre-teens and teens. Rachel Turner gives some great advice for helping you get into God's word in different ways.

<https://parentingforfaith.org/post/gods-word-reading>



Our local Christian Bookshop has loads of resources available such as, Bibles, Bible reading notes and second-hand books. Lydia and Andrew would be very happy to help you -

Life Bookshop : <https://www.life-wsm.org/>

Open Monday – Saturday 10am – 1pm

13 The Centre


Weston-super-Mare

Somerset

BS23 1UW

Tel: 01934 418 109 | Mobile: 07717 323 890

The **library at the back of church** (by the coffee tables) is full of books to help us understand God's word – why not have a browse and borrow something.



family.ministry@ccwsm.org.uk

Action Reminder and A Prayer to Start taken and adapted from

© ROOTS for Churches Ltd (www.rootsontheweb.com) 2002-2020 Reproduced with permission

'Bible Time' Clock idea taken and adapted from Urban Saints – Energize (www.energize.uk.net)

'Open my eyes...' and 'May the word...' prayers taken from Bible Gateway Blog (www.biblegateway.com/blog/)