

## Church at Home Pack – 7<sup>th</sup> February 2021

Join us online for our 10:30am service on Sunday

<https://ccwsm.org.uk/service-type/sunday-service-online/>

If you like, join in with the discussion on Facebook with our church family (@ccwsm)!

**In some sections we make several suggestions of ideas. Some may be more appropriate to you or the different people in your family or life group than others. We're not expecting you to do all of them (although you are very welcome to!) Choose the ones which best suit you.**

*Our verse for the year is the same as last year's verse as we think about the difference being with Jesus makes to our lives*

**When they saw the courage of Peter and John and realized that they were unschooled, ordinary men, they were astonished and they took note that these men had been with Jesus.**

*Acts 4:13*

### **GATHER TOGETHER**

#### ***A prayer to start –***

Today, Lord, as we consider the beginning,  
may we be lost in wonder, love and praise  
for all you have done for us.

**Amen.**

#### **Action reminder –**

From the top of my head

*(Touch head)*

to the tips of my toes;

*(Touch toes)*

from the lobes of my ears

*(Touch ear lobes)*

to the end of my nose;

*(Touch nose)*

from my back, to my front

*(Turn round)*

to my wiggly fingers,

*(stretch out arms and wiggle fingers)*

God loves me!

*(jump up and down)*

## READ TOGETHER

### *Genesis 1: 1-3*



#### International Children's Bible (ICB)

<sup>1</sup> In the beginning God created the sky and the earth. <sup>2</sup> The earth was empty and had no form. Darkness covered the ocean, and God's Spirit was moving over the water.

<sup>3</sup> Then God said, "Let there be light!" And there was light.

#### New International Version (NIV)


<sup>1</sup> In the beginning God created the heavens and the earth. <sup>2</sup> Now the earth was formless and empty, darkness was over the surface of the deep, and the Spirit of God was hovering over the waters.

<sup>3</sup> And God said, "Let there be light," and there was light.

## WATCH TOGETHER

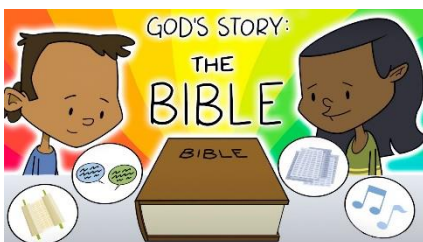
'*What's in the Bible?*' videos are a great way of exploring God's words with children! If you've never seen it before....here's an introduction!

<https://youtu.be/w4RowvUFziM>



*Douglas Talks* about why it's important to read your Bible:

[https://youtu.be/ghOZA\\_XRJDl](https://youtu.be/ghOZA_XRJDl)



*God's Story – The Bible* (Crossroads Kids' Club):

<https://www.youtube.com/watch?v=dv8dHsxjLd8&t=5s>

*What is the Bible?* – Andrew Ollerton, The Bible Society

[https://www.youtube.com/watch?v=wkMkGWWbP3k&feature=emb\\_logo](https://www.youtube.com/watch?v=wkMkGWWbP3k&feature=emb_logo)



## TALK TOGETHER

- Do you think it's important to read the Bible? Why/why not? (You might like to look at 2 Tim.3:15-17)
- When was the last time you read it? (*If you're discussing this in your life group, you might just like to think about this question rather than answer it out loud*)
- Do you use anything to help you understand what you read?



## STUDY TOGETHER



Angeline said that the first line of the Bible – ‘In the beginning God created’ – is like a musical motif that runs through the Bible. Let's look at some of the places where it can be seen and think about why it's an important theme.

*Read Exodus 32:1-4 & Isaiah 44:13-17, 24*

- What is the difference between God the Creator and the ‘gods’ people make for themselves?
- Are we ever in danger of replacing Creator God with ‘false gods’?

In the book of Job we read about a man who had everything taken away from him (his family, his wealth, his health). Some friends came to talk to him and made him feel even worse by their belief that he must have done something wrong to deserve what has happened to him. Job protested his innocence and longed for God to answer. For most of the book God stays silent but finally speaks in ch.38.

*Read Job 38:1-11*

- Why do you think God details all these things he has created?

*Read Psalm 148:1-12*

- Do you agree that creation can praise God? If yes, how does it do that?

On one of Paul's mission trips, he spends time in Athens where he sees statues of gods everywhere.

*Read Acts 17:22-31*

- What does Paul use as a way in to tell the Athenians about God?
- How does he describe God?

As the Revelation passage is read, use your imaginations to picture the vision John describes.

*Read Genesis 1:1; Revelation 21:1-5*

- The book of Revelation is full of symbols and images, and this passage is no exception, but even here we can hear the familiar motif. How do the beginning and end of the Bible compare?

As you think about the opening words of the Bible, “In the beginning God created” – what does it mean to you and to your faith?



## PLAY TOGETHER

### 'Sword' Drill

Why is it called Sword Drill?

*"God's word is alive and working. It is sharper than a sword sharpened on both sides. It cuts all the way into us... And God's word judges the thoughts and feelings in our hearts."*

*Hebrews 4:12*

One of the ways the Bible describes itself is like a sword. Sometimes when we read the Bible, it's a bit like something sharp and pointy poking us, making us feel a bit uncomfortable as we realise there are things in our lives we ought to change to become more like Jesus.



So, we're going to imagine our Bibles are swords. We're not going to poke people with them (that would be bad!). Instead, everyone needs a Bible. Hold it under your arm and when someone calls out "Draw swords", hold your Bible with one hand, high in the air. Take it in turns to call out a Bible verse and shout "Charge!" Everyone must then look it up as fast they can. Whoever finds it first should read the first few words. Let everyone else find it if they want to, then the person who found it first can read the whole verse out for everyone to hear.

You could use these verses, which are all about the Bible and reading God's word:

- Psalm 119:89
- Isaiah 40:8
- Matthew 13:20
- Matthew 24:35
- John 5:24
- Acts 13:49
- 2 Timothy 3:15 (*Scriptures means the 'holy writings' or the Bible*)

### **Go Find it! - Explore God's Creation**

Some of you may be lucky enough to have a set of 'Go Find It' cards but if not, you can still play this game! The cards have just one word on them and the game is to either be the one who finds the most of the 'thing' on the card or see who can be the first to find the 'thing'.

The cards have words on them like:

- Red / Yellow / Green – so you would be looking for something that is that colour.
- Wow! / OOOO! – so you would be looking for something that makes you go 'Wow!' or 'OOOO!'
- Snap / Crunch / Big / Small / Tiny / Wet / Dry – you get the idea!

The only rules are that you don't pick wildflowers, you only pick things from the ground and not off growing plants or trees and you **mustn't** pick up live creatures!



You don't need a set of cards to play – you could make your own. Just write words on pieces of paper and put them in a small bag to take outside with you on a walk and have fun exploring **God's Amazing Creation!**

## MAKE TOGETHER

### ***Bible Bookmarks***

Here are some ideas for making your own Bible Bookmark:


#### ***Block Letter Bookmark***

You will need:

A piece of card measuring about 20cms x 5cms



A black marker or felt tip

Pens and/or pencils




Mark out a grid as shown in the picture: draw a black outline around the outside of the bookmark and then mark 4 lines across. In our example we marked them at 4.5cm, 6.5cm, 11cm and 15.5cm. Your measurements will depend on the size of your card but the second 'box should be narrower than the rest.

Then mark inside the boxes as shown:



The marks will make the word BIBLE; Then you can colour it in!



#### ***Beginning and End Bookmark***



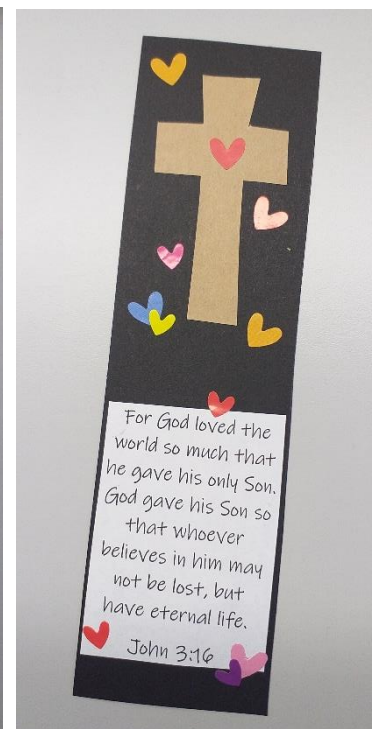
If you are going to accept the challenge of reading through the whole Bible (see the **Do Together** Section) you could make a bookmark that illustrates the passage we have looked at today (Genesis 1:1) and then leave the back blank. When you've completed

the challenge you can then illustrate the back of the bookmark with the verse from Revelation 22:20 – The beginning and end of the Bible.



### **Favourite Verse Bookmark**

You could choose to illustrate your favourite Bible verse on your bookmark. There are lots of ways you can do this. Using colourful letters, drawing, painting, collage, stickers; it really is up to you. It's your favourite verse for a reason, it means something to you, so make it personal.



### **SING TOGETHER**

**All creatures of our God and King** – Lifetree Kids <https://www.youtube.com/watch?v=8aeHBczYCA4>

**Creator God** – Nick and Becky Drake (Worship for Everyone)  
<https://www.youtube.com/watch?v=GM4IVZuljEI>

**Indescribable** – Laura Story <https://www.youtube.com/watch?v=WYu0Y02frO8>

**Your life will change** – Lifetree Kids <https://youtu.be/0Xukh2FJlG>

**Ancient Words** – Robin Mark <https://www.youtube.com/watch?v=ue6a3LERJW8>

## REFLECT TOGETHER

As you read your Bible each day you might like to spend some time reflecting on what you have read:



- What does this tell me about God?
- What is God saying to me through this passage?
- What do I want to say to God?

One way to reflect on these questions is to use a journal. You can do this in any notepad or on loose sheets of paper that you keep together in a folder or clipped together in some way. You can write down the answers to these questions or make notes of words that stand out or you can draw pictures.

It's a really helpful way to think more deeply about what you read and how it applies to your life, right now. It can also be helpful to look back at and see how your relationship with God changes; what God says to you when you read a passage now might be different when you read it again in the future.

## PRAY TOGETHER

### ***A Prayer before you read your Bible:***

*Open my mind, Lord, as I read today  
so that I learn more of you;*

*Open my heart, Lord, to feel your love*

*Speak to me, challenge me and make me more like you.*

***Amen.***

### ***Dance!***



*'In the beginning, God sang everything into being – for the joy of it – and set the whole universe dancing.*

***God was in the centre, at the heart of everything.***

*Like the dance of the planets before the sun – turning, spinning, circling, wheeling, revolving, orbiting around and around – God made everything in his world and in his universe and in his children's hearts to centre around him – in a wonderful Dance for Joy!*

*It's the Dance you were born for.'*

***Father God,  
Help me to keep you at my centre, at the heart of everything  
Amen.***

## DO TOGETHER

Set yourself the challenge of reading the Bible each day. Here are some things which may help.

### 1 year chronological reading plan -

[https://www.blueletterbible.org/assets/pdf/dbrp/1Yr\\_ChronologicalPlan.pdf](https://www.blueletterbible.org/assets/pdf/dbrp/1Yr_ChronologicalPlan.pdf)

### 2 year reading plan -

<https://media.thegospelcoalition.org/static-blogs/tgc/files/2010/12/TGC-Two-Year-Bible-Reading-Plan1.pdf>

If you'd rather start with something more manageable, try the **E100 Bible Reading Plan**, with 100 Bible passages which will give you an overview of the story of the Bible –

<https://hopechurchtw.ca/wp-content/uploads/2019/01/Bible-Reading-Plan-E100.pdf>

If you have a story Bible, read a chapter each day. Draw a picture afterwards to help you remember what you read. By the time you've finished the book you'll have a whole set of pictures which tell you the story of the Bible.

Some people find Bible Notes useful, which help you to understand what you're reading. Talk to Barry Sutton-Jones (details in the church directory or contact the office) for suggestions.

For families we would recommend books by The Good Book Company:

<https://www.thegoodbook.co.uk/daily-bible-reading/family/>

### **Visit our Bible Story Trail**

At the front of Christ Church, in the garden, we have a Bible Story Trail. It begins at the chequered flag with the words 'In the Beginning...' – can you guess which Bible Story it might be?!

Why not go along and enjoy it as part of your daily exercise. It's accessible and suitable for all ages.



[family.ministry@ccwsm.org.uk](mailto:family.ministry@ccwsm.org.uk)

*Prayer to Start and Action Reminder taken from*

*© ROOTS for Churches Ltd (www.rootsontheweb.com) 2002-2020 Reproduced with permission*

*Pray Together: Prayer before you read the Bible taken from The Bible Society [www.biblesociety.org.uk](http://www.biblesociety.org.uk)*

*'Dance!' taken from 'Thoughts to make your heart sing' by Sally Lloyd-Jones and Jago.*