

Church at Home Pack – 6th December 2020

Join us in church for our 10:30am service on Sunday or watch live at home on www.ccwsm.org.uk

(Please bear with us as we work out how we continue with our services during this time. There may be a mix of live streamed and online services – we will keep you informed.)

If you like, join in with the discussion on Facebook with our church family (@ccwsm)!

In some sections we make several suggestions of ideas. Some may be more appropriate to you or the different people in your family or life group than others. We're not expecting you to do all of them (although you are very welcome to!) Choose the ones which best suit you.

GATHER TOGETHER

A prayer to start –

Lord Jesus

Teach us how to become world famous for you.

To love, live and give like you.

Amen

Action reminder –

From the top of my head

(Touch head)

to the tips of my toes;

(Touch toes)

from the lobes of my ears

(Touch ear lobes)

to the end of my nose;

(Touch nose)

from my back, to my front

(Turn round)

to my wiggly fingers,

(stretch out arms and wiggle fingers)

God loves me!

(jump up and down)

READ TOGETHER

Matthew 6:1-4



International Children's Bible (ICB)

Jesus Teaches About Giving

6 "Be careful! When you do good things, don't do them in front of people to be seen by them. If you do that, you will have no reward from your Father in heaven.

²"When you give to the poor, don't be like the hypocrites. They blow trumpets in the synagogues and on the streets so that people will see them and honour them. I tell you the truth, those hypocrites already have their full reward. ³So when you give to the poor, don't let anyone know what you are doing. ⁴Your giving should be done in secret. Your Father can see what is done in secret, and he will reward you.

New International Version (NIV)

Giving to the Needy

6 "Be careful not to practice your righteousness in front of others to be seen by them. If you do, you will have no reward from your Father in heaven.


²"So when you give to the needy, do not announce it with trumpets, as the hypocrites do in the synagogues and on the streets, to be honoured by others. Truly I tell you, they have received their reward in full. ³But when you give to the needy, do not let your left hand know what your right hand is doing, ⁴so that your giving may be in secret. Then your Father, who sees what is done in secret, will reward you.

WATCH TOGETHER



Everyday Emmanuel – *What's in the Bible:*

<https://www.youtube.com/watch?v=xBVPcx3mwMQ>



St. Nicholas: A story of joyful giving – *Veggie Tales:*

<https://youtu.be/-nTM-dpfLBg>

TALK TOGETHER

- Have you ever received a gift without knowing who it came from?
- St Nicholas helped those who were poor or in need. Have you ever been in a difficult situation and received a gift that helped you out of that place? How did that make you feel?
- Why do you think we should give in secret?

STUDY TOGETHER

Read the Bible Passage in

The Message (MSG)

Matthew 6: 1-4 ~ The world is not a stage

6 “Be especially careful when you are trying to be good so that you don’t make a performance out of it. It might be good theatre, but the God who made you won’t be applauding.

²⁻⁴ “When you do something for someone else, don’t call attention to yourself. You’ve seen them in action, I’m sure— ‘playactors’ I call them—treating prayer meeting and street corner alike as a stage, acting compassionate as long as someone is watching, playing to the crowds. They get applause, true, but that’s all they get. When you help someone out, don’t think about how it looks. Just do it—quietly and unobtrusively. That is the way your God, who conceived you in love, working behind the scenes, helps you out.

- Have you ever experienced giving by a ‘playactor’?
- Think hard about the times you have given gifts or help. Did you do it quietly or so that others could see? Did you do it so that you might get something in return...so that you might benefit too?

Terry said that following the example of St Nicholas we should:

1 - Love Jesus and live the way that Jesus wants us to live – even when it’s hard.

What does living like Jesus mean in terms of giving?

Read: 1 John 3: 11 & 16-18

2 – Use what you have.

St Nicholas used what he had and gave that. You may not have lots of money to give away. What do you have that you can use to give to others?

Read: Mark 12: 38-44

What does this passage say to you about what we give and how we should give it?

Read: 2 Corinthians 8: 7

3 – Don’t make it about you.

It isn’t about the giver, it’s the joy of giving.


Read: 2 Corinthians 9: 6-11

What do you think are the blessings that God gives you so that you can give to others?



PLAY TOGETHER

Terry's 'World Famous Faces' Game



1



2




3



4



5



6



7




8



9




10




11



12



13



14

**Terry told us that these people are 'World Famous' – They are in the top 50!
Do you know who they are?
Do you know why they are famous? ... Good or Bad?**

Have a go at working out who they are together. The answers are at the bottom of the pack!

Hide the Money Bag!



You'll need a small square (about 10cm each side) of any kind of fabric. Place some chocolate coins in the middle of the square (enough for everyone who's playing to have at least one) and then tie it up to make a small "money bag". Hide it somewhere in the house and then everyone can try and find it. Whoever finds it first is the winner but encourage them to follow St Nicholas' example by sharing the chocolate with everyone else.

MAKE TOGETHER

Decorate a Giving Jar

Find a clean empty jar with a lid (a lidded box or tube (like a smarties tube) will work as well) Decorate it with whatever you have available.

You can use your jar (or box) to collect coins for a Charity or fill with treats and use it to deliver to a neighbour or someone who needs cheering up – see the **Do Together** section



St Nicholas' Mitre



St Nicholas was a Bishop – Bishops wear special hats called Mitres. You could fold your own!

Have a look at the instructions here:

<https://www.stnicholascenter.org/media/assets/folding-ins.pdf>

SING TOGETHER

Generous Giver – Vintage Worship <https://youtu.be/a-5JowPZH-w>

A Generous Heart – Sovereign Grace Music <https://youtu.be/XZXLF-u0U>

Give it Away – Lifetree Kids <https://youtu.be/ywCiDhbD-Js>

Give a Little – Jovis Bon Hovis: <https://www.youtube.com/watch?v=Hl6rICWzz0g>

REFLECT TOGETHER

Secret Giving Shoes



We are told that St Nicholas placed secret gifts in shoes (and socks)! Collect a pair of shoes from everyone in your house or some different types of shoes if you are at home by yourself.

Put them in a circle.

As you look at each pair think about where those shoes might take you this week and who you might meet.

How can we show the love of Jesus and be secretly generous in those situations?

PRAY TOGETHER

God of joy and cheer, we thank you for your servant, the good bishop Nicholas.

In loving the poor, he showed us your kindness;
in caring for your children, he revealed your love.


Make us thoughtful without need of reward
So that we, too, may be good followers of Jesus.

Amen

A Prayer Stocking

Choose a Christmas Stocking (if you have one), or a sock, or you could make a paper stocking by sticking two stocking shapes together to make a pocket to put your prayers into. (see the pictures below)

Write down the names of family and friends on separate strips of paper as well as things like 'people who have no food', 'people who have lost their job', 'people who are poorly', etc. Fold these up and put them into the prayer stocking. Each day pull one out and pray for the person/people written on the paper and see if you can think of something you could do to make them smile or to help them out (perhaps use some of the ideas in the **Do Together** section).



DO TOGETHER

Make someone smile with a homemade gift.

Bake some cakes or biscuits, or make a special card or gift to cheer someone up. Give anonymously (without them knowing who they came from). Include a note which says "From a friend". Send it in the post or leave it on their doorstep without ringing the bell.



Here is a great biscuit recipe that even young children can get involved with:

(Makes 16 biscuits)

100g (4oz) softened butter

50g (2oz) caster sugar

150g (5oz) self-raising flour

- Preheat the oven to 180°C/160°C fan/Gas 4.
- Lightly butter two baking trays.
- Measure the butter into a bowl and beat to soften. Gradually beat in the sugar and then the flour. Bring the mixture together with your hands to form a dough.
- Form the dough into 16 balls about the size of a walnut and place spaced well apart on the prepared baking trays.
- Dip a fork in a little water and use this to flatten the biscuits.
- Bake in the preheated oven for 15-20 minutes until a very pale golden colour.
- Lift off the baking tray and leave to cool completely on a wire rack before packaging up your gift!

Surprising Socks!



One day when the rest of your family aren't expecting it, hide some treats in their socks or shoes so when they go to put them on, they find the surprise!

Email: family.ministry@ccwsm.org.uk

Action Reminder taken from

© ROOTS for Churches Ltd (www.rootsontheweb.com) 2002-2020 Reproduced with permission

Prayer taken from stnicolascenter.org

Answers to Terry's 'World Famous Faces' Game:

1 - Abraham Lincoln

2 - Mother Theresa

3 - Napoleon Bonaparte

4 - Cristiano Ronaldo

5 - Princess Diana

6 - Albert Einstein

7 - J K Rowling

8 - Queen Elizabeth II

9 - Adolf Hitler

10 - Nelson Mandela

11 - Marie Curie

12 - Marilyn Monroe

13 - Leonardo Da Vinci

14 - Elvis Presley